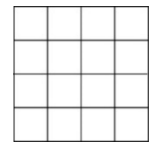


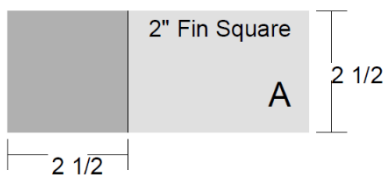


Block of the Day 2023 1121
16-Patch 8" or 12" Click or
 Scan code to see video



4 x 4 Grid

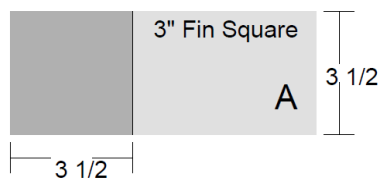
8" Block



8 patches 8 patches

55059, 55709 or 55018 or
 8" Qube Shape 2

12" Block



8 patches 8 patches

55006, 55701 or
 6" Qube Shape 1

Use strip piecing or cut patches.

The 8" block uses 2" finished squares and is jelly roll friendly. One light and one dark strip will make 2 blocks.

The 12" block uses 3" finished squares.

| | 8" Finished Block For 2 Blocks | 12" Finished Block For 1 Block |
|--|--|--|
| | A – 16 @ 2-1/2" squares OR 1 strip @ 2-1/2" x WOF. | A – 8 @ 3-1/2" squares OR 1 strip @ 3-1/2" x 29" |
| | A – 16 @ 2-1/2" squares OR 1 strip @ 2-1/2" x WOF. | A – 8 @ 3-1/2" squares OR 1 strip @ 3-1/2" x 29" |

Use patches or strip piecing to assemble the block.

Sample layouts

| 8" Block 80 blocks - 64" x 80" | 12" Block 35 blocks - 60" x 84" |
|--|------------------------------------|
| | |
| Uses 40 accent strips and 40 background strips | |